



04/2014r1





# TRADE PRICELIST SECTION 1: **ELECTRICAL / ELECTRONIC PARTS**



## Portico Products

Unit 8 Union Park  
Oldbury Road, West Bromwich  
West Midlands  
B70 9DF

telephone: 0121 553 7222  
fax: 0121 553 3577  
email: [sales@porticoproducts.com](mailto:sales@porticoproducts.com)  
website: [www.porticoproducts.com](http://www.porticoproducts.com)



### NOTES:

- All prices are nett GBP ex works plus carriage\* plus VAT
- All orders are subject to our standard terms & conditions as laid out in our TRADE PRICELIST SECTION 10 and available on request
- If you can't see the item you want, please call our sales department - as well as stocked items we have access to a huge range of products bought in to order
- Quantity discounts are available for most products
- Quantity discounts are generally awarded on an order by order basis, however some may be available for call-off orders - please ask our sales team for details

\*carriage and packing as laid out in our TRADE PRICELIST SECTION 10

## DYNAMO TUBE MOTORS



<b>MODEL</b>	<b>Nm</b>	<b>LIFT/KG 4" TUBE</b>	<b>M/O'RIDE</b>	
<b>DYN50-S</b>	<b>50</b>	<b>72</b>	<b>N</b>	<b>32/ea</b>
<b>DYN50</b>	<b>50</b>	<b>72</b>	<b>Y</b>	<b>44/ea</b>
<b>DYN100</b>	<b>100</b>	<b>138</b>	<b>Y</b>	<b>66/ea</b>
<b>DYN140</b>	<b>140</b>	<b>205</b>	<b>Y</b>	<b>106/ea</b>
<b>DYN230</b>	<b>230</b>	<b>330</b>	<b>Y</b>	<b>117/ea</b>
<b>DYN300</b>	<b>300</b>	<b>420</b>	<b>Y</b>	<b>158/ea</b>

***ALL MOTORS SUPPLIED WITH ONE SET OF STANDARD\*\* DRIVE/LIMIT ADAPTORS AT NO EXTRA CHARGE—EXTRA SETS OF ADAPTORS AVAILABLE AS BELOW:***

### DYNAMO ACCESSORIES

<b>DYN50-AD60</b>	<b>Adaptors to suit DYN50 - 60mm octagonal tube</b>	<b>7.50/set</b>	<b>**</b>
<b>DYN50-AD70</b>	<b>Adaptors to suit DYN50 - 70mm octagonal tube</b>	<b>7.50/set</b>	<b>**</b>
<b>DYN50-AD89</b>	<b>Adaptors to suit DYN50 - 89mm round tube</b>	<b>7.50/set</b>	<b>**</b>
<b>DYN100-AD70</b>	<b>Adaptors to suit DYN100 - 70mm octagonal tube</b>	<b>7.50/set</b>	<b>**</b>
<b>DYN100-AD89</b>	<b>Adaptors to suit DYN100 - 89mm round tube</b>	<b>7.50/set</b>	<b>**</b>
<b>DYN100-AD4-9swg</b>	<b>Adaptors to suit DYN100 - 4" 9swg round tube</b>	<b>7.50/set</b>	<b>**</b>
<b>DYN140+-AD4-9SWG</b>	<b>Adaptors to suit DYN140 / 230 / 300 - 4" 9swg round tube</b>	<b>7.50/set</b>	<b>**</b>
<b>DYN140+-AD4-16SWG</b>	<b>Adaptors to suit DYN140 / 230 / 300 - 4" 16swg round tube</b>	<b>7.50/set</b>	<b>**</b>
<b>DYN140+-AD5-14SWG</b>	<b>Adaptors to suit DYN140 / 230 / 300 - 5" 10swg round tube</b>	<b>25.00/set</b>	
<b>DYNEYEEX50/100</b>	<b>Extended override assembly for DYN50 and DYN100</b>	<b>7.50/ea</b>	
<b>DYNEYE100</b>	<b>Straight override eye for DYN100</b>	<b>2.50/ea</b>	
<b>DYNEYE140+</b>	<b>Straight override eye for DYN140 / 230 / 300</b>	<b>2.50/ea</b>	

**ALL PRICES NETT EX WORKS PLUS CARRIAGE PLUS VAT**

## **IDLER ENDS**



### **TO SUIT 4" TUBES:**

<b>SPINDLE416</b>	<b>Spindle Discs &amp; Bearing 4" 16swg</b>	<b>12.50/ea</b>
<b>SPINDLE409</b>	<b>Spindle Discs &amp; Bearing 4" 9swg</b>	<b>12.50/ea</b>
<b>BOB4</b>	<b>Lost Bobbin 4" 16swg</b>	<b>8.50/ea</b>
<b>BOB410</b>	<b>Lost Bobbin 4" 10swg</b>	<b>8.50/ea</b>

**PLEASE SEE UNDER SAFETY BRAKES FOR SAFETY BRAKE IDLER ENDS (page 1.7)**


## KEYSWITCHES

<b>GEBAMS1-2T</b>	<b>16A Slimline (2 WAY)</b>	<b>14.34/ea</b>
<b>GEBAMS1-1T</b>	<b>16A Slimline (1 WAY)</b>	<b>15.06/ea</b>
<b>GEBAS32</b>	<b>32A Traditional Cube (2 WAY)</b>	<b>19.35/ea</b>
<b>KA</b>	<b>Extra over for Key-Alike</b>	<b>2.00/ea</b>
<b>KB</b>	<b>Keyblanks for keyswitches</b>	<b>1.75/ea</b>
<b>KC</b>	<b>Extra cut keys for keyswitches</b>	<b>3.5/ea</b>
<b>BOX</b>	<b>Steel Padlockable Box for keyswitches</b>	<b>9.99/ea</b>



## OTHER SWITCHES

<b>ROCKS</b>	<b>Portico Rocker Switch surface mounted</b>	<b>2.99/ea</b>
<b>ROCKG</b>	<b>Gewiss Rocker Switch surface mounted</b>	<b>6.50/ea</b>
<b>ROTM</b>	<b>Rotary Switch surface mounted</b>	<b>5.29/ea</b>
<b>PUSH1</b>	<b>1 Push-Button Station</b>	<b>8.98/ea</b>
<b>PUSH2</b>	<b>2 Push-Button Station</b>	<b>11.85/ea</b>
<b>PUSH3</b>	<b>3 Push-Button Station</b>	<b>13.51/ea</b>
<b>PUSH3KEY</b>	<b>3 Push-Button Station + keyswitch</b>	<b>58.00/ea</b>



## MANUAL OVERRIDE CRANKS

<b>CRANK1.3</b>	<b>1300mm fixed crank with hook</b>	<b>6.00/ea</b>
<b>CRANK2.0</b>	<b>2000mm fixed crank with hook</b>	<b>7.00/ea</b>





## MANUAL OVERRIDE SECURITY

<b>OSL</b>	<b>Override Security Lock (High Level)</b>	<b>54.99/ea</b>
	(THIS ITEM IS MARKED "1" ON THE PHOTO)	
<b>OSLLOW</b>	<b>Override Security Lock (Low Level - incl crank)</b>	<b>74.99/ea</b>
	(THIS ITEM CONSISTS OF EVERYTHING NOT MARKED "1" ON THE PHOTO)	



## SAFETY BRAKES

		CAPACITY	TUBE	BORE	
<b>CRO7706-HD</b>	<b>Safety Brake</b>	<b>460kg</b>	<b>4"</b>	<b>30mm rnd</b>	<b>73/ea</b>
	(includes idler shaft & discs for 4" tube)				
<b>CRO7706</b>	<b>Safety Brake</b>	<b>134kg</b>	<b>4"</b>	<b>13mm sq</b>	<b>31.75/ea</b>
<b>CRO7706-LB</b>	<b>Safety Brake</b>	<b>134kg</b>	<b>4"</b>	<b>18mm sq</b>	<b>31.75/ea</b>

## SAFETY BRAKE IDLER ENDS

<b>SPIN416SQ</b>	<b>SQUARE Spindle &amp; Discs 4" 16swg</b>	<b>10.50/ea</b>
<b>SPIN409SQ</b>	<b>SQUARE Spindle &amp; Discs 4" 9swg</b>	<b>10.50/ea</b>



## ELECTRICAL INTERLOCK SAFETY SWITCHES

**BOTH OF THESE INTERLOCKS ARE USED TO ISOLATE THE POWER FROM THE MOTOR ON A SHUTTER, TO PREVENT THE DOOR BEING OPENED WHILST THE PINLOCKS OR GROUND UNIT(S) ARE STILL ENGAGED, THUS EITHER STALLING THE MOTOR OR DAMAGING THE DOOR.**

**NOTE THAT PINLOCKS OR PADLOCKS/GROUND UNITS SHOULD BE ADDED TO THE PRICES BELOW.**




<b>ISOPAD</b>	<b>Electrical Interlock Isolator (Padlocks)</b>	<b>38.10/ea</b>
<b>ISOPIN</b>	<b>Electrical Interlock Isolator (Pinlocks)</b>	<b>36.00/ea</b>

## PHOTOCELLS AND SAFETY EDGES


<b>PHOTO</b>	<b>Reflective Photocell (5000mm RANGE)</b>	<b>35.00/ea</b>
<b>AIR</b>	<b>Airswitch (used with curly cables)</b>	<b>59.00/ea</b>
<b>CABLECURL</b>	<b>5 CORE curly cable x 3.75mtr</b>	<b>24.99/ea</b>
<b>CABLECURL-L</b>	<b>5 CORE curly cable x 6mtr</b>	<b>29.99/ea</b>
<b>SEALRUBBER</b>	<b>Rubber Safety Edge (pneumatic type)</b>	<b>4.50/mtr</b>
<b>SEALCARS</b>	<b>Steel C Carrier for SAFEEDGE x 6mtr</b>	<b>3.50/mtr</b>
<b>SEAL</b>	<b>Endseals for SAFEEDGE</b>	<b>5.00/pr</b>

## REMOTE CONTROLS

**SHUTTERCOM**      **Tube Motor Remote c/w 2 Transmitters**      **29.99/ea**



**SHUTTERCOM-P/C**      **Tube Motor Remote c/w 2 Transmitters  
Plus facility for photocell**      **39.99/ea**



## TRANSMITTERS / SPARES



**SHUTC-T4**  
**Standard keyfob for SHUTTERCOM**  
**(c/w cover)**

**7.49/ea**



**SHUTC-T5**  
**Keyfob for SHUTTERCOM-P/C**

**14.99/ea**



## GROUP CONTROL RELAYS

**(RELAY4 SHOWN ABOVE)**

**RELAY4**      **Group Control relay for 4 tube motors**      **39.00/ea**

**RELAY8**      **Group Control relay for 8 tube motors**      **49.00/ea**